



# 2016 MILLENNIAL CAREER TRENDS

RESULTS OF THE 2016 NSHSS SURVEY OF HIGH-PERFORMING STUDENTS ON THEIR FUTURE CAREER PLANS


## 2016 Employment Preferences

41%



MEDICINE  
HEALTH

21% - 30%



SCIENCES  
TECHNOLOGY  
ENGINEERING

22%



ARTS  
ENTERTAINMENT  
MEDIA

20%



BUSINESS  
ADMINISTRATION  
CORPORATE



## 2016 Employment Preferences

### Salary + Perks

70%

FLEXIBLE HOURS  
OR WORK  
SCHEDULE

60%

BENEFITS

46%

BASE SALARY

19%

PERFORMANCE  
BONUSES

### Work + Office Atmosphere

69%

WORK / LIFE  
BALANCE

57%

FRIENDLY  
COLLEAGUES

55%

WELCOMES  
PEOPLE OF ALL  
BACKGROUNDS

13%

ACCESSIBLE  
OFFICE  
LOCATION

## 2016 Employer Ranking

3M

Google

St. Jude Children's  
Research Hospital

WALT DISNEY

Local Hospital  
(EMT, etc.)



BuzzFeed



amazon.com

Children's  
Healthcare of Atlanta

HCSC  
Health Care Service Corporation

MAYO  
CLINIC



Microsoft



49%

of respondents expect to work  
while attending college.



78%

of respondents expect to seek  
advanced education  
beyond college.



80%

of respondents reported that  
they are somewhat or very  
engaged in their community.

## Qualifications for Employment

62%



SKILLS + EXPERTISE

44%



PERSONALITY

39%



LEVEL OF  
EDUCATION



96% seek an  
internship in order  
to develop skills and  
receive training in a  
particular field.



## Best Way to Pass Along Opportunity Information

90%



EMAIL

66%




IN PERSON

56%




WRITING

26%



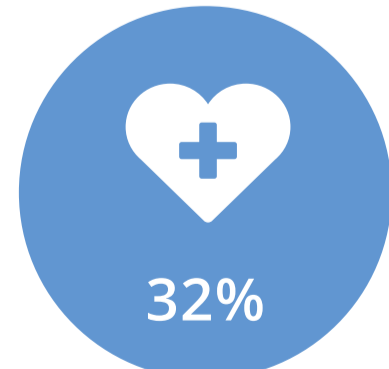
SOCIAL MEDIA

## Issues to Impact



46%

EDUCATION




32%

HEALTH



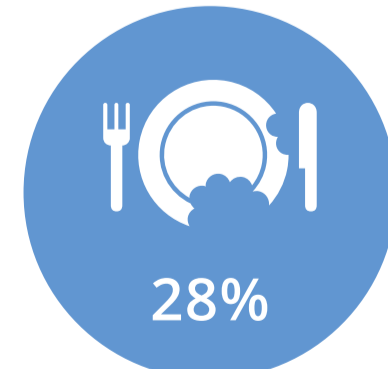
29%

SOCIAL JUSTICE




29%

ENVIRONMENT




28%

POVERTY




25%

TECHNOLOGY  
INNOVATION



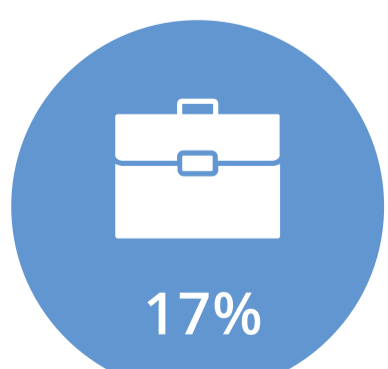
25%

VIOLATION  
PREVENTION



18%

WORLD PEACE



17%

ECONOMIC  
GROWTH



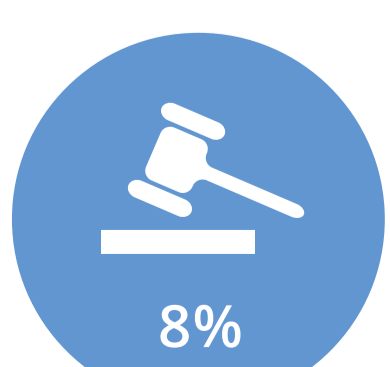
15%

PUBLIC SAFETY




10%

POLITICS



8%

URBAN  
DEVELOPMENT



2%

OTHER

